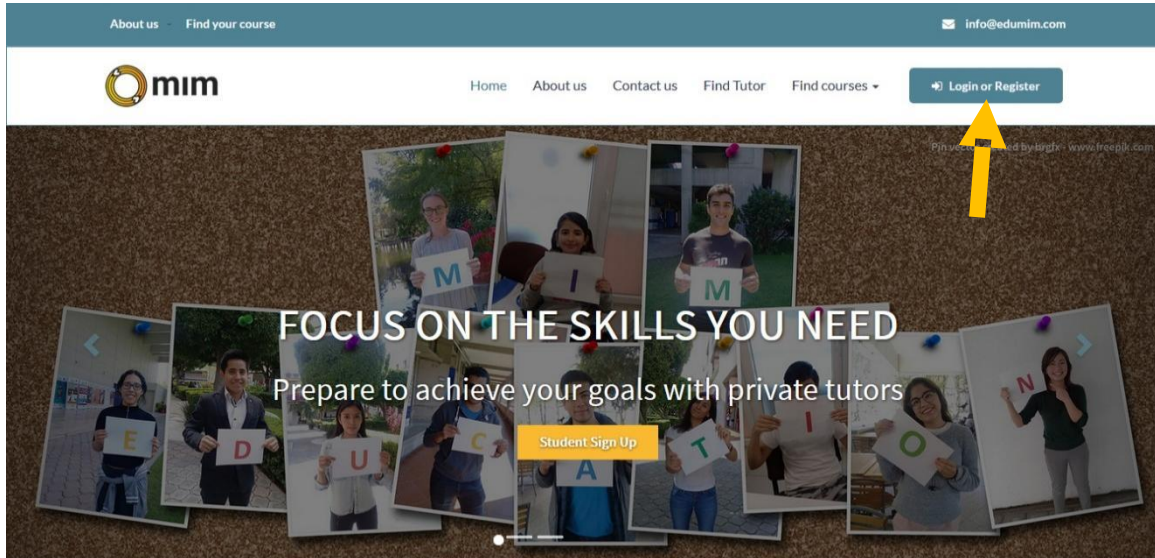


Information to register as a MIM professor

- 1) Click on 'Login or Register' to register as a tutor.



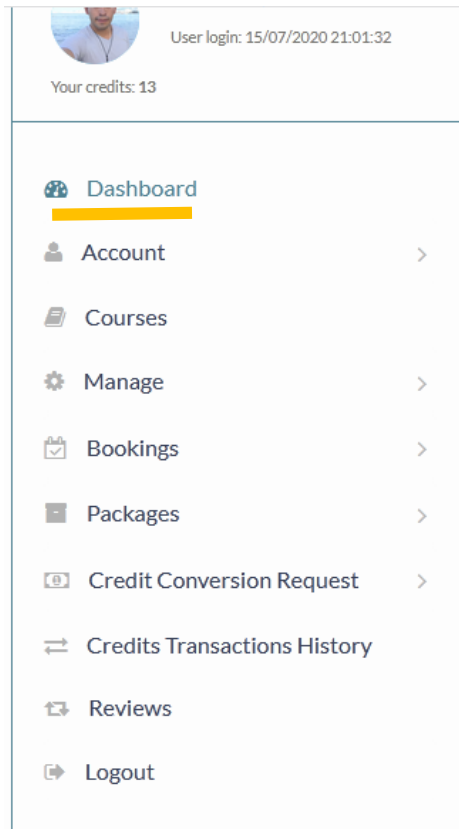
- 2) In 'Register with tutors', select 'Register as', and choose 'Tutor'. Then, fill the following data with your personal information and click on 'create an account'.

The image shows the registration form on the MIM website. The form is divided into two sections: 'Register with tutors' and 'Sign in with your account'. A yellow arrow points to the 'Register with tutors' section. The 'Register with tutors' section includes a dropdown menu for 'Register as', and input fields for 'First name', 'Last name', 'Email', 'Password' (with a note: 'Must be at least 6 Characters'), 'Confirm password', 'Zip code', 'Home country' (with a dropdown), and 'Phone'. A 'Create an account' button is at the bottom. The 'Sign in with your account' section includes a 'Success! Logged Out Successfully' message, input fields for 'Email' and 'Password', a 'Forgot your password?' link, and a 'Sign in' button.

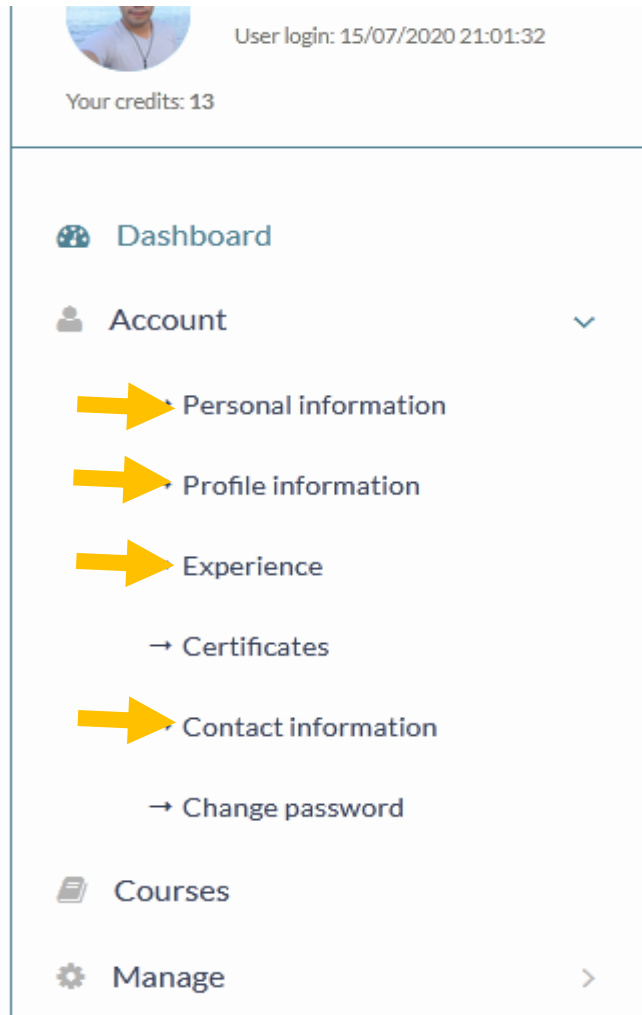
3) You will receive a confirmation email mentioning that your register was successful, then, click on Activate.



4) Go to 'Account'



5) Select 'Personal information', 'Profile information' and 'Experience' and fill the following data.



6) Add a course to appear in our tutors' list.
To propose a new class: 1) Click on 'Courses' and 2) Click on 'add course'.

For a new class:

User login: 15/07/2020 21:01:32
Your credits: 13

Dashboard
Account
Courses
Manage
Bookings

Add Course Export Print

No items to display

Search: Search all Search Clear filtering

Show 10 entries Page 1 of 0 Displaying 1 to 0 of 0 items

For an existing class: 1) Click 'Manage', 2) 'Courses' and 3) 'Add course'.

For an existing class:

User login: 15/07/2020 21:01:32
Your credits: 13

Dashboard
Account
Courses
Manage
Bookings

→ Courses
→ Teaching type
→ Privacy

Add Tutoring courses Export Print

Course name	Course duration	Fee (In credits)	Content	Actions
Spanish	1 hours	1	Estudia, aprende ELE y prepárate...	
Japanese	1 hours	1	日本語字ぼう！ Aprende...	
Italian	1 hours	1	Impariamo italiano A1 e A2.	

Search: Search all Search Clear filtering

Show 10 entries Page 1 of 1 Displaying 1 to 3 of 3 items

- 7) When adding a course and without any exception, you must fill all the following information. At 'Fee' (In credits) select your price for an hour teaching lesson. Remember that 1 credit = 100 Mexican pesos. Finally, in 'Sort order' leave 0.

The screenshot shows the course creation interface. On the left is a sidebar menu with the following items: Dashboard, Account, Courses, Manage (with sub-items: Courses, Teaching type, Privacy), Bookings, Packages, Credit Conversion Request, Credits Transactions History, Reviews, and Logout. The main area contains the following fields:

- Course name*: Spanish
- Duration type*: hours
- Duration value*: 1
- Fee (In credits)*: 1 (with a note: -Not greater than 7)
- Max number of students per session: 3
- Content*: A rich text editor containing the text: "Estudia, aprende ELE y prepárate para DELE desde A1 hasta C2."
- Sunday schedule: 07:00-08:00, 08:00-09:00, 9:00-
- Monday schedule: 7:00-8:00, 8:00-9:00, 9:00-10:00

8) Welcome to MIM Education!